



Round 1 : February 25 - 27

Phillip Island GP Circuit



FINANCIAL SERVICES
YAMAHA FINANCE R3 CUP



Date: 26/02/22
Event: Q01
Weather: Partly cloudy - Temp: 19.7C
Track: Dry - Temp: 21.3C

Qualifying 1

Started at: 09:04:59
Laps: 15 Min
Starters: 23
Printed at: 9:27

PROVISIONAL CLASSIFICATION

Pos	No	Name	Machine	Fastest Lap	On Lap	Behind Leader	Behind Prev	Top Speed
1	39	Glenn NELSON (QLD) / Xpress Racewear / Pirelli / Kawasaki Connection / Anvil Creek	Yamaha YZF-R3	1:50.301	7 of 8			187
2	355	Laura BROWN (NSW) / Bikebiz	Yamaha YZF-R3	1:50.692	7 of 8	.391	.391	186
3	3	Cameron DUNKER (NSW) / GTR Motostars / RS+C / KYT Helmets / Jamie Stauffer / Doctor Mak / Ricondi	Yamaha YZF-R3	1:50.723	7 of 8	.422	.031	187
4	35	Varis FLEMING (VIC) / MotoGo / Suspension Pro / RTF Building Services / Berwick Thai	Yamaha YZF-R3	1:50.867	8 of 8	.566	.144	194
5	12	Henry SNELL (QLD) / Megacycle Race Team / Xlite Helmets Ricondi / TCX	Yamaha YZF-R3	1:50.921	3 of 8	.620	.054	197
6	91	Taiyo AKSU (QLD) / XXX Rated Suspension / Ricondi / OPRacing / MMM M-cycles / JMC M-cycles	Yamaha YZF-R3	1:50.997	7 of 8	.696	.076	190
7	181	Liam WATERS (QLD) / Moto-shed	Yamaha YZF-R3	1:51.075	7 of 8	.774	.078	182
8	279	Hayden NELSON (NSW) / Taree Motorcycles / Gow Moto / Knight Designs	Yamaha YZF-R3	1:51.354	7 of 8	1.053	.279	185
9	11	Brandon DEMMERY (NSW) / Moto City / Mini Rev Heads	Yamaha YZF-R3	1:51.381	5 of 8	1.080	.027	191
10	25	Brodie GAWITH (VIC) / Megacycle Race Team / Ricondi / AGV Helmets / TCX Boots	Yamaha YZF-R3	1:51.440	5 of 7	1.139	.059	195
11	66	Mitchell SIMPSON (SA) / Simpson Crash / Simpson Signs / Yamaha YRD	Yamaha YZF-R3	1:52.098	6 of 8	1.797	.658	194
12	222	Lincoln KNIGHT (NSW) / Knights Fencing / Excite Motorsports	Yamaha YZF-R3	1:52.111	5 of 8	1.810	.013	191
13	51	Sam PEZZETTA (SA) / Unitech Racing / Remo Contractors / SA Profiling / Aus Crush & Recycle	Yamaha YZF-R3	1:52.146	5 of 8	1.845	.035	195
14	32	Jai RUSSO (NSW) / Russo Performance	Yamaha YZF-R3	1:52.214	8 of 8	1.913	.068	190
15	33	Jack FAVELLE (NSW) / Moto City	Yamaha YZF-R3	1:52.662	7 of 8	2.361	.448	198
16	23	Jordan SIMPSON (SA) / Simpson Crash / Simpson Signs / Yamaha YRD	Yamaha YZF-R3	1:52.662	8 of 8	2.361		186
17	63	Clay CLEGG (NSW) / Williamson Bros / Akubra / Mavin Truck Centre / Central West Electrical	Yamaha YZF-R3	1:52.721	7 of 8	2.420	.059	191
18	45	Jamie PORT (VIC) / Yamaha / AGV / Pirelli / Motul / Ricondi	Yamaha YZF-R3	1:52.935	3 of 8	2.634	.214	189
19	20	Jonathan NAHLOUS (NSW) / Complete AV / Anderson Stands / Bikebiz / Race Dynamics	Yamaha YZF-R3	1:52.999	5 of 7	2.698	.064	185
20	57	Cooper ROWNTREE (SA) / Anytime Fitness / Baseline Fabrication	Yamaha YZF-R3	1:54.537	7 of 8	4.236	1.538	178
21	85	Jayden MARTIN (WA) / Moto City	Yamaha YZF-R3	1:56.513	4 of 8	6.212	1.976	170
22	6	Brian KOZAN (VIC) / Qualia Racing	Yamaha YZF-R3	1:57.056	6 of 6	6.755	.543	179
23	13	Marcus HAMOD (NSW) / Moto City / motocity	Yamaha YZF-R3	1:57.265	4 of 8	6.964	.209	182

Current qualifying record for R3 class - 1:48.047 by Max STAUFFER (NSW) on a Yamaha YZF-R3 set on 05/10/19

*** Indicative qualifying time - 2:03.537 ***

Chief Timekeeper - Scott Leung

Race Director - Tom Williams



www.computime.com.au
COMPUTIME RACE TIMING SYSTEMS PTY LTD



Round 1 : February 25 - 27 Phillip Island GP Circuit



FINANCIAL SERVICES
YAMAHA FINANCE R3 CUP

Qualifying 1



ASBK.COM.AU

Date: 26/02/22
Event: Q01
Weather: Partly cloudy - Temp: 19.7C
Track: Dry - Temp: 21.3C

Started at: 09:04:59
Laps: 15 Min
Starters: 23
Printed at: 9:28

PROVISIONAL CLASSIFICATION

Pos	No	Name	Machine	Fastest Lap	On Lap	Behind Leader	Behind Prev	Top Speed
-----	----	------	---------	-------------	--------	---------------	-------------	-----------

The results are provisional until the end of the time limit for protests and appeals.

.....
Chief Timekeeper - Scott Leung

.....
Race Director - Tom Williams



www.computime.com.au
COMPUTIME RACE TIMING SYSTEMS PTY LTD





Round 1 : February 25 - 27 Phillip Island GP Circuit



FINANCIAL SERVICES
YAMAHA FINANCE R3 CUP

Qualifying 1



Date: 26/02/22
Event: Q01
Weather: Partly cloudy - Temp: 19.7C
Track: Dry - Temp: 21.3C

Started at: 09:04:59
Laps: 15 Min
Starters: 23
Printed at: 9:28

PROVISIONAL LAP TIMES

No	Name	Lap 1	Lap 2	Lap 3	Lap 4	Lap 5	Lap 6	Lap 7	Lap 8
3	Cameron DUNKER (NSW)	1:59.200	1:54.206	1:51.828	1:51.153	1:53.106	1:52.894	1:50.723	1:53.347
6	Brian KOZAN (VIC)	2:07.147	1:59.024	1:59.371	3:29.532	1:58.721	1:57.056		
11	Brandon DEMMERY (NSW)	2:03.935	1:54.241	1:52.400	1:51.901	1:51.381	1:51.419	1:51.678	1:51.625
12	Henry SNELL (QLD)	2:02.302	1:51.713	1:50.921	1:52.339	1:51.060	1:51.206	1:51.054	1:53.434
13	Marcus HAMOD (NSW)	2:05.534	1:58.115	1:58.314	1:57.265	1:58.635	1:58.039	1:57.362	
20	Jonathan NAHLOUS (NSW)	2:03.756	1:55.052	3:20.572	2:13.827	1:52.999	1:53.525	1:58.151	
23	Jordan SIMPSON (SA)	2:04.675	1:56.021	1:55.292	1:54.158	1:53.131	1:53.083	1:52.742	1:52.662
25	Brodie GAWITH (VIC)	2:02.084	1:53.939	1:52.907	1:52.374	1:51.440	1:51.786	2:52.404	
32	Jai RUSSO (NSW)	2:03.991	1:55.914	1:54.662	1:55.372	1:52.756	1:52.391	1:52.408	1:52.214
33	Jack FAVELLE (NSW)	2:04.626	1:55.394	1:55.187	1:54.769	1:53.223	1:53.329	1:52.662	1:53.249
35	Varis FLEMING (VIC)	2:03.235	1:53.486	1:55.875	1:51.928	1:53.400	1:51.674	1:52.721	1:50.867
39	Glenn NELSON (QLD)	2:04.019	1:52.268	1:51.857	1:54.951	1:51.228	1:50.482	1:50.301	1:52.816
45	Jamie PORT (VIC)	2:03.584	1:53.033	1:52.935	1:53.297	1:53.695	1:53.184	1:54.621	1:53.307
51	Sam PEZZETTA (SA)	2:06.689	1:53.640	1:53.546	1:53.605	1:52.146	1:54.618	1:52.477	1:52.233
57	Cooper ROWNTREE (SA)	2:07.138	1:56.920	1:56.575	1:55.462	1:55.387	1:54.787	1:54.537	
63	Clay CLEGG (NSW)	2:04.441	1:55.154	1:54.664	1:54.355	1:52.848	1:53.219	1:52.721	1:53.364
66	Mitchell SIMPSON (SA)	2:04.170	1:53.585	1:55.363	1:52.455	1:54.829	1:52.098	1:57.526	
85	Jayden MARTIN (WA)	2:07.731	1:59.314	1:57.604	1:56.513	1:56.770	1:57.298	1:57.284	
91	Taiyo AKSU (QLD)	2:03.118	1:53.582	1:51.991	1:52.253	1:51.774	1:51.862	1:50.997	1:52.017
181	Liam WATERS (QLD)	2:00.676	1:53.554	1:52.741	1:53.019	1:51.699	1:51.826	1:51.075	1:52.061
222	Lincoln KNIGHT (NSW)	2:04.181	1:54.728	1:56.298	1:54.858	1:52.111	1:53.796	1:53.303	1:52.568
279	Hayden NELSON (NSW)	2:03.851	1:55.080	1:54.338	1:53.234	1:54.567	1:52.816	1:51.354	1:54.168
355	Laura BROWN (NSW)	2:03.556	1:54.260	1:53.028	1:51.844	1:51.629	1:52.328	1:50.692	1:51.784

*** Indicative qualifying time - 2:03.537 ***

The results are provisional until the end of the time limit for protests and appeals.

Chief Timekeeper - Scott Leung

Race Director - Tom Williams



www.computime.com.au
COMPUTIME RACE TIMING SYSTEMS PTY LTD





Round 1 : February 25 - 27 Phillip Island GP Circuit



FINANCIAL SERVICES
YAMAHA FINANCE R3 CUP



Date: 26/02/22
Event: Q01
Weather: Partly cloudy - Temp: 19.7C
Track: Dry - Temp: 21.3C

Qualifying 1

Started at: 09:04:59
Laps: 15 Min
Starters: 23
Printed at: 9:28

PROVISIONAL SPLIT TIMES

Lap	Split 1	Split 2	Split 3	Split 4	Lap Time	Spd	Lap	Split 1	Split 2	Split 3	Split 4	Lap Time	Spd
3 Cameron DUNKER (NSW) (3rd)							3	28.284	34.841	22.464	32.725	1:58.314	178
1	30.190	35.090	22.095	31.825	1:59.200 P		4	28.112	34.694	22.197	32.262	1:57.265	178
2	27.728	33.807	21.745	30.926	1:54.206	182	5	28.319	34.604	23.251	32.461	1:58.635	177
3	26.994	33.046	21.379	30.409	1:51.828	179	6	28.517	34.827	22.410	32.285	1:58.039	179
4	26.676	32.960	21.140	30.377	1:51.153	183	7	28.436	34.768	22.039	32.119	1:57.362	179
5	26.938	32.787	21.494	31.887	1:53.106	183	8	27.836	34.080	22.008	32.513	1:56.437	179
6	26.994	34.696	21.229	29.975	1:52.894	181	20 Jonathan NAHLOUS (NSW) (19th)						
7	26.404	32.630	21.300	30.389	1:50.723	187	1	32.979	36.757	22.301	31.719	2:03.756 P	
8	27.689	33.895	21.159	30.604	1:53.347	179	2	27.969	34.047	21.680	31.356	1:55.052	180
6 Brian KOZAN (VIC) (22th)							3	27.382	33.623	22.040	1:57.527	3:20.572	185
1	33.648	37.671	22.983	32.845	2:07.147 P		4	35.374	43.316	22.444	32.693	2:13.827 P	
2	28.905	35.377	22.392	32.350	1:59.024	174	5	27.271	33.537	21.456	30.735	1:52.999	182
3	28.703	35.348	22.914	32.406	1:59.371	173	6	27.005	33.635	21.733	31.152	1:53.525	182
4	28.436	36.613	26.239	1:58.244	3:29.532	179	7	27.649	36.206	22.428	31.868	1:58.151	174
5	29.614	35.279	22.015	31.813	1:58.721 P		23 Jordan SIMPSON (SA) (16th)						
6	28.307	34.283	22.507	31.959	1:57.056	179	1	33.020	37.136	22.513	32.006	2:04.675 P	
11 Brandon DEMMERY (NSW) (9th)							2	27.744	34.514	21.805	31.958	1:56.021	184
1	33.671	36.239	22.463	31.562	2:03.935 P		3	27.507	33.867	22.346	31.572	1:55.292	185
2	27.898	33.754	21.520	31.069	1:54.241	182	4	27.669	33.524	21.509	31.456	1:54.158	179
3	27.269	33.321	21.255	30.555	1:52.400	185	5	27.255	33.462	21.455	30.959	1:53.131	185
4	26.836	33.179	21.208	30.678	1:51.901	186	6	27.228	33.282	21.466	31.107	1:53.083	185
5	26.869	32.885	21.046	30.581	1:51.381	184	7	27.114	33.156	21.297	31.175	1:52.742	184
6	26.450	33.130	21.343	30.496	1:51.419	191	8	27.101	33.061	21.319	31.181	1:52.662	186
7	27.336	32.938	21.072	30.332	1:51.678	183	25 Brodie GAWITH (VIC) (10th)						
8	26.733	33.084	21.229	30.579	1:51.625	189	1	32.288	36.135	21.919	31.742	2:02.084 P	
12 Henry SNELL (QLD) (5th)							2	27.324	33.857	21.662	31.096	1:53.939	195
1	32.677	36.103	21.986	31.536	2:02.302 P		3	27.087	33.049	21.558	31.213	1:52.907	190
2	26.959	33.438	21.111	30.205	1:51.713	188	4	27.122	33.122	21.196	30.934	1:52.374	183
3	26.918	32.766	21.098	30.139	1:50.921	197	5	26.963	32.811	20.999	30.667	1:51.440	183
4	27.184	33.278	21.305	30.572	1:52.339	186	6	26.890	33.006	21.219	30.671	1:51.786	184
5	26.792	32.673	21.115	30.480	1:51.060	180	7	27.097	44.620	21.292	1:19.395	2:52.404	181
6	26.608	32.913	21.187	30.498	1:51.206	183	32 Jai RUSSO (NSW) (14th)						
7	26.701	32.840	21.049	30.464	1:51.054	182	1	33.140	36.859	22.388	31.604	2:03.991 P	
8	28.243	33.603	21.183	30.405	1:53.434	173	2	27.759	34.617	21.754	31.784	1:55.914	187
13 Marcus HAMOD (NSW) (23th)							3	27.055	34.487	21.821	31.299	1:54.662	189
1	32.721	37.648	22.565	32.600	2:05.534 P		4	28.056	34.249	21.530	31.537	1:55.372	190
2	28.300	34.930	22.360	32.525	1:58.115	182	5	27.059	33.526	21.377	30.794	1:52.756	183

Scott Leung
Chief Timekeeper - Scott Leung

Tom Williams
Race Director - Tom Williams





Round 1 : February 25 - 27

Phillip Island GP Circuit



FINANCIAL SERVICES YAMAHA FINANCE R3 CUP



Qualifying 1

Date: 26/02/22
Event: Q01
Weather: Partly cloudy - Temp: 19.7C
Track: Dry - Temp: 21.3C

Started at: 09:04:59
Laps: 15 Min
Starters: 23
Printed at: 9:28

PROVISIONAL SPLIT TIMES

Lap	Split 1	Split 2	Split 3	Split 4	Lap Time	Spd	Lap	Split 1	Split 2	Split 3	Split 4	Lap Time	Spd
6	27.046	33.447	21.282	30.616	1:52.391	186	7	27.558	33.299	22.299	31.465	1:54.621	181
7	27.075	33.042	21.372	30.919	1:52.408	183	8	27.687	33.137	21.558	30.925	1:53.307	175
8	26.881	33.065	21.326	30.942	1:52.214	183							
33 Jack FAVELLE (NSW) (15th)							51 Sam PEZZETTA (SA) (13th)						
1	33.412	37.031	22.338	31.845	2:04.626 P		1	33.228	38.115	22.469	32.877	2:06.689 P	
2	28.394	34.291	21.614	31.095	1:55.394	177	2	27.586	33.672	21.561	30.821	1:53.640	176
3	27.417	34.173	21.696	31.901	1:55.187	198	3	27.338	33.451	21.857	30.900	1:53.546	186
4	27.755	34.023	21.565	31.426	1:54.769	179	4	27.533	33.863	21.353	30.856	1:53.605	195
5	27.311	33.572	21.504	30.836	1:53.223	185	5	26.927	32.801	21.275	31.143	1:52.146	183
6	27.111	33.864	21.396	30.958	1:53.329	186	6	27.036	35.149	21.235	31.198	1:54.618	182
7	27.558	33.471	21.182	30.451	1:52.662	178	7	27.465	33.099	21.205	30.708	1:52.477	180
8	26.943	33.303	21.251	31.752	1:53.249	185	8	26.729	33.429	21.298	30.777	1:52.233	186
35 Varis FLEMING (VIC) (4th)							57 Cooper ROWNTREE (SA) (20th)						
1	32.836	36.276	21.858	32.265	2:03.235 P		1	33.415	37.762	22.739	33.222	2:07.138 P	
2	27.022	33.890	21.354	31.220	1:53.486	186	2	28.392	34.452	21.962	32.114	1:56.920	178
3	26.922	34.018	23.620	31.315	1:55.875	188	3	27.767	34.058	21.887	32.863	1:56.575	178
4	27.134	32.845	21.081	30.868	1:51.928	187	4	28.093	33.845	21.887	31.637	1:55.462	176
5	26.621	32.694	22.063	32.022	1:53.400	194	5	27.966	33.878	21.832	31.711	1:55.387	175
6	26.763	33.224	21.141	30.546	1:51.674	193	6	27.958	33.579	21.737	31.513	1:54.787	174
7	27.609	33.502	21.296	30.314	1:52.721	181	7	27.921	33.369	21.690	31.557	1:54.537	175
8	26.598	32.520	21.204	30.545	1:50.867	187	8	27.859	33.233	21.633	34.094	1:56.819	175
39 Glenn NELSON (QLD) (1st)							63 Clay CLEGG (NSW) (17th)						
1	33.165	37.968	22.046	30.840	2:04.019 P		1	33.034	37.363	22.172	31.872	2:04.441 P	
2	26.713	33.163	21.483	30.909	1:52.268	185	2	27.677	34.197	21.793	31.487	1:55.154	186
3	27.140	32.937	21.324	30.456	1:51.857	179	3	27.118	34.453	21.989	31.104	1:54.664	188
4	26.644	36.409	21.421	30.477	1:54.951	185	4	27.527	34.377	21.411	31.040	1:54.355	191
5	26.896	32.910	21.137	30.285	1:51.228	182	5	27.174	33.539	21.391	30.744	1:52.848	185
6	26.613	32.696	21.048	30.125	1:50.482	185	6	26.967	33.823	21.408	31.021	1:53.219	188
7	26.640	32.612	20.781	30.268	1:50.301	187	7	27.310	33.552	21.182	30.677	1:52.721	185
8	26.654	34.473	21.127	30.562	1:52.816	185	8	27.185	33.688	21.317	31.174	1:53.364	183
45 Jamie PORT (VIC) (18th)							66 Mitchell SIMPSON (SA) (11th)						
1	33.202	36.948	21.961	31.473	2:03.584 P		1	32.903	37.345	22.220	31.702	2:04.170 P	
2	27.366	33.327	21.477	30.863	1:53.033	179	2	27.314	33.797	21.309	31.165	1:53.585	188
3	27.061	33.389	21.602	30.883	1:52.935	189	3	27.878	34.581	21.529	31.375	1:55.363	194
4	27.293	33.244	21.528	31.232	1:53.297	186	4	26.958	33.256	21.482	30.759	1:52.455	181
5	27.368	33.216	21.687	31.424	1:53.695	181	5	28.203	33.662	21.378	31.586	1:54.829	181
6	27.114	33.244	21.584	31.242	1:53.184	185	6	26.810	33.353	21.290	30.645	1:52.098	190
							7	26.845	38.118	21.722	30.841	1:57.526	186

Chief Timekeeper - Scott Leung

Race Director - Tom Williams



www.computime.com.au
COMPUTIME RACE TIMING SYSTEMS PTY LTD





Round 1 : February 25 - 27 Phillip Island GP Circuit



FINANCIAL SERVICES
YAMAHA FINANCE R3 CUP



Qualifying 1

Date: 26/02/22
Event: Q01
Weather: Partly cloudy - Temp: 19.7C
Track: Dry - Temp: 21.3C

Started at: 09:04:59
Laps: 15 Min
Starters: 23
Printed at: 9:28

PROVISIONAL SPLIT TIMES

Lap	Split 1	Split 2	Split 3	Split 4	Lap Time	Spd	Lap	Split 1	Split 2	Split 3	Split 4	Lap Time	Spd
8	26.904	33.043	21.510	30.808	1:52.265	181	222 Lincoln KNIGHT (NSW) (12th)						
							1	33.592	36.911	22.348	31.330	2:04.181 P	
85 Jayden MARTIN (WA) (21th)							2	28.053	33.538	21.588	31.549	1:54.728	180
1	33.495	38.350	22.954	32.932	2:07.731 P		3	28.160	34.348	22.276	31.514	1:56.298	182
2	28.644	35.005	22.608	33.057	1:59.314	170	4	28.050	33.923	21.469	31.416	1:54.858	186
3	28.129	34.681	22.560	32.234	1:57.604	168	5	26.803	33.324	21.400	30.584	1:52.111	191
4	27.937	34.082	22.025	32.469	1:56.513	170	6	26.888	34.239	21.213	31.456	1:53.796	188
5	28.101	34.123	22.578	31.968	1:56.770	169	7	27.389	34.005	21.266	30.643	1:53.303	185
6	28.345	34.601	22.250	32.102	1:57.298	169	8	26.711	32.808	21.584	31.465	1:52.568	188
7	28.507	34.127	22.230	32.420	1:57.284	169							
8	27.963	33.850	22.197	33.794	1:57.804	170	279 Hayden NELSON (NSW) (8th)						
							1	32.912	36.619	22.380	31.940	2:03.851 P	
91 Taiyo AKSU (QLD) (6th)							2	28.270	34.126	21.557	31.127	1:55.080	179
1	33.296	36.406	22.225	31.191	2:03.118 P		3	28.271	33.194	21.657	31.216	1:54.338	184
2	27.532	33.564	21.474	31.012	1:53.582	182	4	27.379	33.327	21.477	31.051	1:53.234	182
3	27.502	32.908	21.248	30.333	1:51.991	176	5	28.065	33.325	21.617	31.560	1:54.567	179
4	26.897	33.315	21.351	30.690	1:52.253	187	6	27.454	33.326	21.197	30.839	1:52.816	180
5	27.166	33.032	21.138	30.438	1:51.774	178	7	26.937	32.554	21.189	30.674	1:51.354	185
6	27.153	33.461	21.172	30.076	1:51.862	184	8	27.183	34.562	21.512	30.911	1:54.168	183
7	26.910	32.919	21.122	30.046	1:50.997	190							
8	26.890	32.937	21.447	30.743	1:52.017	187	355 Laura BROWN (NSW) (2nd)						
							1	33.550	36.247	22.446	31.313	2:03.556 P	
181 Liam WATERS (QLD) (7th)							2	27.744	33.744	21.546	31.226	1:54.260	181
1	32.644	35.702	21.479	30.851	2:00.676 P		3	27.587	33.242	21.533	30.666	1:53.028	183
2	27.369	33.731	21.467	30.987	1:53.554	176	4	26.929	33.072	21.219	30.624	1:51.844	186
3	27.316	33.303	21.228	30.894	1:52.741	177	5	26.899	32.855	21.105	30.770	1:51.629	184
4	27.228	33.666	21.187	30.938	1:53.019	179	6	27.331	33.187	21.133	30.677	1:52.328	184
5	27.308	32.776	21.045	30.570	1:51.699	176	7	26.788	32.586	21.118	30.200	1:50.692	185
6	27.330	32.903	21.264	30.329	1:51.826	179	8	26.731	33.515	21.161	30.377	1:51.784	186
7	26.711	32.821	21.058	30.485	1:51.075	182							
8	27.109	33.019	21.316	30.617	1:52.061	180							

*** Indicative qualifying time - 2:03.537 ***

The results are provisional until the end of the time limit for protests and appeals.

Chief Timekeeper - Scott Leung

Race Director - Tom Williams



www.computime.com.au
COMPUTIME RACE TIMING SYSTEMS PTY LTD





Round 1 : February 25 - 27 Phillip Island GP Circuit



Date: 26/02/22
Event: Q01
Weather: Partly cloudy - Temp: 19.7C
Track: Dry - Temp: 21.3C

Qualifying 1

Started at: 09:04:59
Laps: 15 Min
Starters: 23
Printed at: 9:28


PROVISIONAL FASTEST LAPS SEQUENCE

Race Time	No	Name	Machine	Fastest Lap	On Lap
2:49.371	181	Liam WATERS (QLD)	Yamaha YZF-R3	2:00.676	1
2:58.919	3	Cameron DUNKER (NSW)	Yamaha YZF-R3	1:59.200	1
4:42.925	181	Liam WATERS (QLD)	Yamaha YZF-R3	1:53.554	2
4:44.420	39	Glenn NELSON (QLD)	Yamaha YZF-R3	1:52.268	2
4:45.469	12	Henry SNELL (QLD)	Yamaha YZF-R3	1:51.713	2
6:36.390	12	Henry SNELL (QLD)	Yamaha YZF-R3	1:50.921	3
12:12.938	39	Glenn NELSON (QLD)	Yamaha YZF-R3	1:50.482	6
14:03.239	39	Glenn NELSON (QLD)	Yamaha YZF-R3	1:50.301	7

*** Indicative qualifying time - 2:03.537 ***

The results are provisional until the end of the time limit for protests and appeals.


Chief Timekeeper - Scott Leung


Race Director - Tom Williams



www.computime.com.au
COMPUTIME RACE TIMING SYSTEMS PTY LTD





Round 1 : February 25 - 27 Phillip Island GP Circuit



FINANCIAL SERVICES
YAMAHA FINANCE R3 CUP



Date: 26/02/22
Event: Q01
Weather: Partly cloudy - Temp: 19.7C
Track: Dry - Temp: 21.3C

Qualifying 1


Started at: 09:04:59
Laps: 15 Min
Starters: 23
Printed at: 9:28

PROVISIONAL BEST PARTIAL TIMES

Pos	Split 1		Split 2		Split 3		Split 4		LAP		Ideal	Fastest
	Name	Time	Name	Time	Name	Time	Name	Time	Name			
1	C. DUNKER	26.404	V. FLEMING	32.520	G. NELSON	20.781	C. DUNKER	29.975	G. NELSON	1:50.131	1:50.301	
2	B. DEMMERY	26.450	H. NELSON	32.554	B. GAWITH	20.999	T. AKSU	30.046	C. DUNKER	1:50.149	1:50.723	
3	V. FLEMING	26.598	L. BROWN	32.586	L. WATERS	21.045	G. NELSON	30.125	H. SNELL	1:50.469	1:50.921	
4	H. SNELL	26.608	G. NELSON	32.612	B. DEMMERY	21.046	H. SNELL	30.139	V. FLEMING	1:50.513	1:50.867	
5	G. NELSON	26.613	C. DUNKER	32.630	H. SNELL	21.049	L. BROWN	30.200	L. BROWN	1:50.622	1:50.692	
6	L. KNIGHT	26.711	H. SNELL	32.673	V. FLEMING	21.081	V. FLEMING	30.314	B. DEMMERY	1:50.713	1:51.381	
7	L. WATERS	26.711	L. WATERS	32.776	L. BROWN	21.105	L. WATERS	30.329	L. WATERS	1:50.861	1:51.075	
8	S. PEZZETTA	26.729	S. PEZZETTA	32.801	T. AKSU	21.122	B. DEMMERY	30.332	T. AKSU	1:50.966	1:50.997	
9	L. BROWN	26.731	L. KNIGHT	32.808	C. DUNKER	21.140	J. FAVELLE	30.451	L. KNIGHT	1:51.316	1:52.111	
10	M. SIMPSON	26.810	B. GAWITH	32.811	J. FAVELLE	21.182	L. KNIGHT	30.584	H. NELSON	1:51.354	1:51.354	
11	J. RUSSO	26.881	B. DEMMERY	32.885	C. CLEGG	21.182	J. RUSSO	30.616	B. GAWITH	1:51.367	1:51.440	
12	T. AKSU	26.890	T. AKSU	32.908	H. NELSON	21.189	M. SIMPSON	30.645	S. PEZZETTA	1:51.443	1:52.146	
13	B. GAWITH	26.890	J. RUSSO	33.042	S. PEZZETTA	21.205	B. GAWITH	30.667	M. SIMPSON	1:51.788	1:52.098	
14	H. NELSON	26.937	M. SIMPSON	33.043	L. KNIGHT	21.213	H. NELSON	30.674	J. RUSSO	1:51.821	1:52.214	
15	J. FAVELLE	26.943	J. SIMPSON	33.061	J. RUSSO	21.282	C. CLEGG	30.677	J. FAVELLE	1:51.879	1:52.662	
16	C. CLEGG	26.967	J. PORT	33.137	M. SIMPSON	21.290	S. PEZZETTA	30.708	C. CLEGG	1:52.365	1:52.721	
17	J. NAHLOUS	27.005	C. ROWNTRE	33.233	J. SIMPSON	21.297	J. NAHLOUS	30.735	J. SIMPSON	1:52.418	1:52.662	
18	J. PORT	27.061	J. FAVELLE	33.303	J. NAHLOUS	21.456	J. PORT	30.863	J. PORT	1:52.538	1:52.935	
19	J. SIMPSON	27.101	J. NAHLOUS	33.537	J. PORT	21.477	J. SIMPSON	30.959	J. NAHLOUS	1:52.733	1:52.999	
20	C. ROWNTRE	27.767	C. CLEGG	33.539	C. ROWNTRE	21.633	C. ROWNTRE	31.513	C. ROWNTRE	1:54.146	1:54.537	
21	M. HAMOD	27.836	J. MARTIN	33.850	M. HAMOD	22.008	B. KOZAN	31.813	J. MARTIN	1:55.780	1:56.513	
22	J. MARTIN	27.937	M. HAMOD	34.080	B. KOZAN	22.015	J. MARTIN	31.968	M. HAMOD	1:56.043	1:57.265	
23	B. KOZAN	28.109	B. KOZAN	34.283	J. MARTIN	22.025	M. HAMOD	32.119	B. KOZAN	1:56.220	1:57.056	

*** Indicative qualifying time - 2:03.537 ***

The results are provisional until the end of the time limit for protests and appeals.


Chief Timekeeper - Scott Leing


Race Director - Tom Williams







www.computime.com.au
COMPUTIME RACE TIMING SYSTEMS PTY LTD





Round 1 : February 25 - 27
Phillip Island GP Circuit



ASBK.COM.AU    

Date: 26/02/22
Event: Q01
Weather: Partly cloudy - Temp: 19.7C
Track: Dry - Temp: 21.3C

Qualifying 1

Started at: 09:04:59
Laps: 15 Min
Starters: 23
Printed at: 9:28

PROVISIONAL RACE INFORMATION

Time	Description
09:04:59	Event Start
09:11:44	Track temps: 20.6 (SF - shade) / 22.5 (i1) / 21.8 (i2) / 22.1 (i3)
09:20:00	Chequered Flag
09:20:29	Red Flag
09:20:51	RED FLAG - GEESE ON TRACK AT TURN 12
09:23:06	Event Finish

*** Indicative qualifying time - 2:03.537 ***

The results are provisional until the end of the time limit for protests and appeals.


.....
Chief Timekeeper - Scott Leung


.....
Race Director - Tom Williams



www.computime.com.au
COMPUTIME RACE TIMING SYSTEMS PTY LTD

